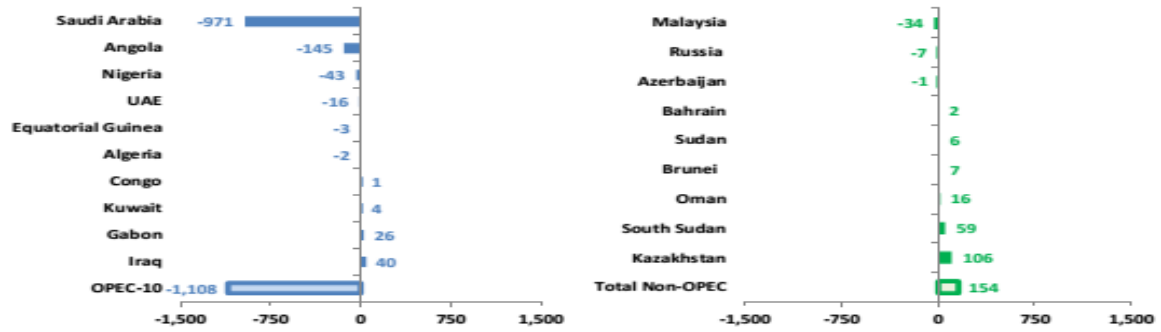
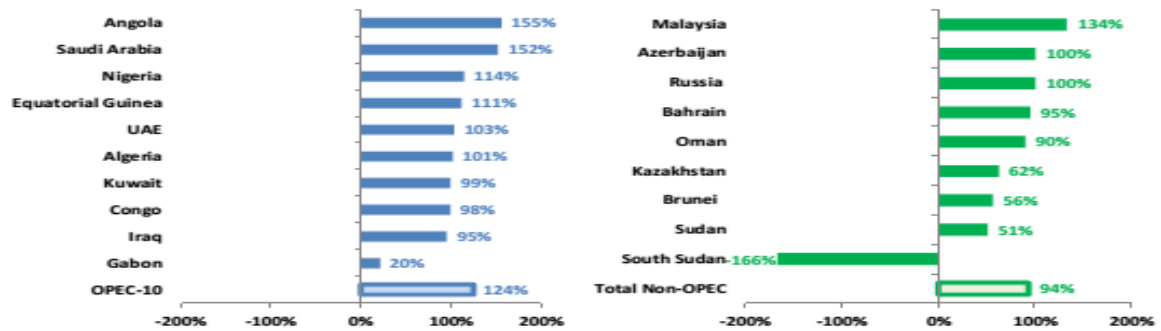


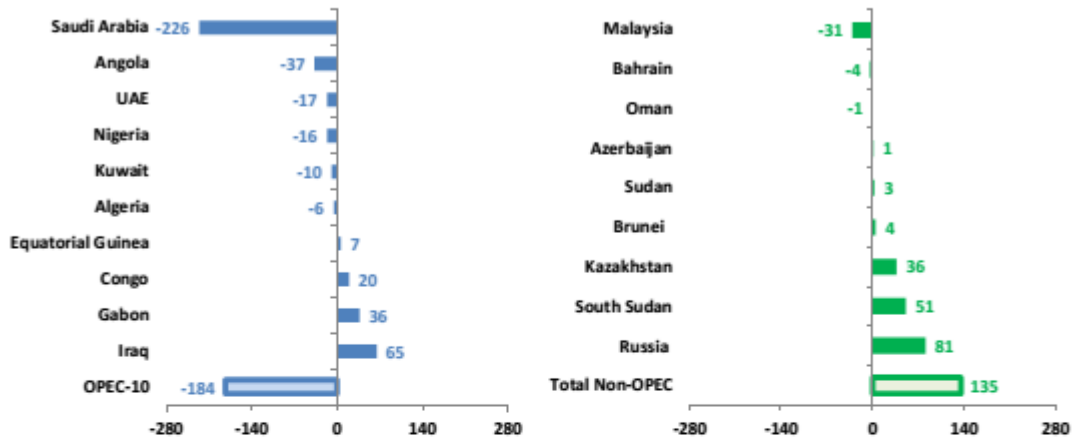
**Graph 1: Deviation from required/voluntary production (February 2021, tb/d)**



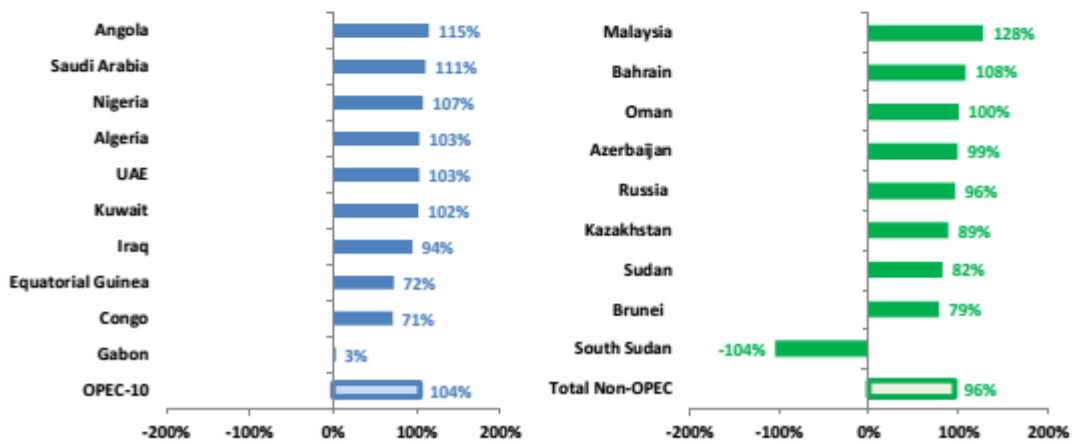
**Graph 2: Conformity level in February 2021, %**



**Graph 3: Average deviation from required/voluntary production (since May 2020, tb/d)**



**Graph 4: Average conformity level since May 2020, %**



**Table 1: Cumulative overproduction volumes by DoC participating countries (since May 2020) and submitted Compensation Plans, tb/d**

Country	Sep-20	Oct-20	Nov-20	Dec-20	Jan-21	Feb-21	Compensation Plan							
							Received	Feb-21	Mar-21	Apr-21	May-21	Jun-21	Jul-21	Total
Algeria	nop	nop	nop	nop	nop	nop								
Angola	90	25	nop	nop	nop	nop								
Congo	169	174	191	195	195	196								
Equatorial Guinea	38	40	39	59	71	69	26 Mar '21	10	10	11	12	13	15	71
Gabon	226	263	293	322	338	364	15 Mar '21*		36	36	36	36	36	181
Iran, I.R.	na	na	na	na	na	na								
Iraq	581	610	578	626	608	647	15 Mar '21	100	100	100	100	100	108	608
Kuwait	nop	nop	nop	nop	nop	nop								
Libya	na	na	na	na	na	na								
Nigeria	239	209	162	59	nop	nop								
Saudi Arabia	nop	nop	nop	nop	nop	nop								
UAE	106	nop	nop	nop	nop	nop								
Venezuela	na	na	na	na	na	na								
<b>Total OPEC-10</b>	<b>1,450</b>	<b>1,321</b>	<b>1,263</b>	<b>1,261</b>	<b>1,212</b>	<b>1,276</b>		<b>110</b>	<b>146</b>	<b>147</b>	<b>148</b>	<b>149</b>	<b>159</b>	<b>860</b>

Country	Sep-20	Oct-20	Nov-20	Dec-20	Jan-21	Feb-21	Compensation Plan							
							Received	Feb-21	Mar-21	Apr-21	May-21	Jun-21	Jul-21	Total
Azerbaijan	4	6	7	10	9	8	19 Mar '21			1	2	1	5	9
Bahrain	nop	nop	nop	nop	nop	nop								
Brunei	22	24	22	29	36	43								
Kazakhstan	151	178	213	257	255	361								
Malaysia	nop	nop	nop	nop	nop	nop								
Mexico	na	na	na	na	na	na								
Oman	nop	nop	nop	nop	nop	nop								
Russia	443	531	604	719	814	806								
Sudan	7	6	9	12	19	25								
South Sudan	238	280	344	397	449	508								
<b>Total participating Non-OPEC</b>	<b>864</b>	<b>1,025</b>	<b>1,199</b>	<b>1,424</b>	<b>1,581</b>	<b>1,751</b>		<b>0</b>	<b>0</b>	<b>1</b>	<b>2</b>	<b>1</b>	<b>5</b>	<b>9</b>
<b>Total OPEC-10 + Non OPEC</b>	<b>2,314</b>	<b>2,346</b>	<b>2,461</b>	<b>2,685</b>	<b>2,793</b>	<b>3,027</b>		<b>110</b>	<b>146</b>	<b>148</b>	<b>150</b>	<b>150</b>	<b>164</b>	<b>869</b>

na/ not applicable, exempted

nop/ no overproduction

\*/ Gabon stated their compensation plan of 362 tb/d, allocating it from March to the end of December 2021.

Country	Actual Production											
	Mar-20	Apr-20	May-20	Jun-20	Jul-20	Aug-20	Sep-20	Oct-20	Nov-20	Dec-20	Jan-21	Feb-21
Algeria	1,027	1,006	819	810	808	857	855	857	857	856	865	874
Angola	1,402	1,313	1,265	1,223	1,186	1,218	1,236	1,185	1,181	1,168	1,167	1,123
Congo	301	289	290	304	287	286	288	271	283	271	269	270
Equatorial Guinea	121	126	90	116	114	118	103	106	103	124	117	103
Gabon	203	194	196	210	192	184	182	191	183	182	171	181
Iran, I.R.	2,018	1,973	1,954	1,938	1,930	1,940	1,957	1,947	1,982	2,005	2,085	2,123
Iraq	4,585	4,518	4,160	3,715	3,752	3,648	3,690	3,832	3,772	3,852	3,839	3,897
Kuwait	2,840	3,118	2,198	2,085	2,161	2,285	2,292	2,288	2,293	2,298	2,321	2,333
Libya	93	82	80	91	107	104	155	453	1,097	1,215	1,158	1,175
Nigeria	1,853	1,774	1,584	1,492	1,483	1,467	1,441	1,465	1,448	1,392	1,335	1,474
Saudi Arabia	10,058	11,608	8,479	7,540	8,417	8,922	8,956	8,960	8,968	8,968	9,062	8,148
UAE	3,451	3,841	2,464	2,376	2,512	2,758	2,515	2,437	2,515	2,576	2,612	2,610
Venezuela	660	624	545	343	345	351	391	372	414	429	488	522
<b>Total OPEC-10 (excl. Iran I.R., Libya and Venezuela)</b>	<b>25,841</b>	<b>27,787</b>	<b>21,545</b>	<b>19,870</b>	<b>20,910</b>	<b>21,742</b>	<b>21,557</b>	<b>21,591</b>	<b>21,602</b>	<b>21,686</b>	<b>21,758</b>	<b>21,011</b>

Country	Deviation from Required Production Levels (+/-)											
	Mar-20	Apr-20	May-20	Jun-20	Jul-20	Aug-20	Sep-20	Oct-20	Nov-20	Dec-20	Jan-21	Feb-21
Algeria	14	na	3	-7	-8	-7	-9	-7	-7	-8	-11	-2
Angola	-79	na	85	43	6	-31	-13	-65	-69	-82	-100	-145
Congo	-10	na	39	53	36	20	22	5	17	5	0	1
Equatorial Guinea	-1	na	-8	18	16	14	-2	2	-1	20	12	-3
Gabon	24	na	52	66	48	31	29	38	30	29	16	26
Iran, I.R.	na	na	na	na	na	na	na	na	na	na	na	na
Iraq	123	na	568	123	160	-156	-114	28	-32	48	-18	40
Kuwait	171	na	30	-84	-7	-12	-5	-9	-5	1	-8	4
Libya	na	na	na	na	na	na	na	na	na	na	na	na
Nigeria	100	na	172	80	71	-29	-55	-30	-47	-103	-181	-43
Saudi Arabia	-86	na	-13	-952	-75	-71	-37	-33	-26	-25	-57	-971
UAE	439	na	18	-71	66	168	-75	-153	-75	-14	-15	-16
Venezuela	na	na	na	na	na	na	na	na	na	na	na	na
<b>Total OPEC-10 (excl. Iran I.R., Libya and Venezuela)</b>	<b>695</b>	<b>na</b>	<b>946</b>	<b>-729</b>	<b>311</b>	<b>-73</b>	<b>-258</b>	<b>-224</b>	<b>-214</b>	<b>-129</b>	<b>-362</b>	<b>-1,108</b>

Country	Actual Production											
	Mar-20	Apr-20	May-20	Jun-20	Jul-20	Aug-20	Sep-20	Oct-20	Nov-20	Dec-20	Jan-21	Feb-21
Azerbaijan	676	666	562	552	552	586	587	589	588	590	594	594
Bahrain	181	198	145	153	152	151	165	171	170	170	171	172
Brunei	111	104	98	90	72	85	80	85	81	89	92	92
Kazakhstan	1,746	1,655	1,472	1,328	1,341	1,378	1,383	1,424	1,432	1,441	1,415	1,533
Malaysia	558	509	436	431	444	451	445	444	445	461	465	459
Mexico	1,709	1,695	1,634	1,626	1,607	1,633	1,656	1,612	1,627	1,616	1,649	1,636
Oman	832	916	676	682	671	720	719	723	720	721	732	748
Russia	10,411	10,472	8,614	8,553	8,597	9,054	9,086	9,081	9,066	9,108	9,214	9,177
Sudan	70	72	65	59	59	59	61	60	64	65	69	68
South Sudan	148	149	152	146	147	144	161	148	170	159	160	167
<b>Total participating Non-OPEC (excl. Mexico since Jul-20)</b>	<b>16,441</b>	<b>16,436</b>	<b>13,855</b>	<b>13,620</b>	<b>12,034</b>	<b>12,628</b>	<b>12,687</b>	<b>12,725</b>	<b>12,736</b>	<b>12,804</b>	<b>12,911</b>	<b>13,010</b>

*Note: Mexico's contribution to voluntary production reduction ended with Jun-20.*

Country	Deviation from Voluntary Production Levels (+/-)											
	Mar-20	Apr-20	May-20	Jun-20	Jul-20	Aug-20	Sep-20	Oct-20	Nov-20	Dec-20	Jan-21	Feb-21
Azerbaijan	-15	na	8	-2	-2	-1	0	2	1	3	-1	-1
Bahrain	-17	na	-13	-5	-6	-17	-3	3	2	2	1	2
Brunei	13	na	19	11	-7	2	-3	2	-2	6	7	7
Kazakhstan	94	na	153	9	22	-19	-14	27	35	44	-2	106
Malaysia	-17	na	-23	-28	-15	-35	-41	-42	-41	-25	-28	-34
Mexico	-4	na	-19	-27	na	na	na	na	na	na	na	na
Oman	-17	na	-6	0	-11	-2	-3	1	-2	-1	0	16
Russia	68	na	122	61	105	61	93	88	73	115	95	-7
Sudan	-2	na	7	1	1	-2	0	-1	3	4	7	6
South Sudan	22	na	52	46	47	38	55	42	64	53	52	59
<b>Total participating Non-OPEC (excl. Mexico since Jul-20)</b>	<b>124</b>	<b>na</b>	<b>301</b>	<b>66</b>	<b>133</b>	<b>25</b>	<b>84</b>	<b>122</b>	<b>133</b>	<b>201</b>	<b>130</b>	<b>154</b>

*Note: Mexico's contribution to voluntary production reduction ended with Jun-20.*