

جدول ۱: دسترسی به شبکه دیپلماتیک (Diplomatic Network Reach)


Digital Diplomacy Index ✓

Click to change the indicator

The Digital Diplomacy Index (DDI) rates each G20 country's global online influence on a scale of 0 to 10. It is currently based on 9 key indicators based on data from Twitter and updated every day.


	DIPLOMATIC NETWORK REACH	DIPLOMATIC WEIGHT	VOCALITY	MESSAGE EFFICIENCY	GLOBAL COUNTRY VISIBILITY	FORMAT PROFICIENCY	MOMENTUM	DIPLOMATIC CENTRALITY	LANGUAGE DIVERSITY	DIGITAL DIPLOMACY INDEX
1 United States	10	10	10	10	9.67	6.92	10	8.04	8.67	9.43
2 India	9.79	8.19	9.72	8.08	9.43	8.35	9.24	6.10	10	8.78
3 Turkey	9.24	7.66	8.26	8.48	9.23	6.84	8.91	3.48	7.20	7.96
4 Indonesia	8.99	7.19	7.50	6.91	8.67	9.15	8.54	3.73	4.16	7.63
5 Saudi Arabia	8.88	6.15	8.01	5.18	8.02	9.98	8.17	4.34	6.59	7.44

جدول ۲: وزن دیپلماتیک (Diplomatic Weight)

Digital Diplomacy Index 

[Click to change the indicator](#)

The Digital Diplomacy Index (DDI) rates each G20 country's global online influence on a scale of 0 to 10. It is currently based on 9 key indicators based on data from Twitter and updated every day.

	DIPLOMATIC NETWORK REACH	DIPLOMATIC WEIGHT 	VOCALITY	MESSAGE EFFICIENCY	GLOBAL COUNTRY VISIBILITY	FORMAT PROFICIENCY	MOMENTUM	DIPLOMATIC CENTRALITY	LANGUAGE DIVERSITY	DIGITAL DIPLOMACY INDEX
1 United States	10	10	10	10	9.67	6.92	10	8.04	8.67	9.43
2 Japan  -1	8.07	8.63	8.52	7.69	10	6.46	7.59	6.12	7.92	7.88
3 France	8.69	8.30	8.77	7.42	9.54	8.18	9.03	10	7.92	8.70
4 India	9.79	8.19	9.72	8.08	9.43	8.35	9.24	6.10	10	8.78
5 China	6.93	8.19	8.46	3.77	9.79	8.34	6.20	4.88	8.32	7.02

ادامه جدول ۲: وزن دیپلماتیک (Diplomatic Weight)

Diplomatic Weight

[Click to change the indicator](#)

The Diplomatic weight indicator is based on the total mentions of a country by other G20 countries' diplomatic networks.

	DIPLOMATIC WEIGHT 
1 United States	10
2 Japan	8.63
3 France	8.30
4 China	8.19
5 India	8.19


جدول ۳: سر و صدا به پا کردن (Vocality)

Digital Diplomacy Index ▼
 Click to change the indicator


The Digital Diplomacy Index (DDI) rates each G20 country's global online influence on a scale of 0 to 10. It is currently based on 9 key indicators based on data from Twitter and updated every day.

	DIPLOMATIC NETWORK REACH	DIPLOMATIC WEIGHT	VOCALITY ↕	MESSAGE EFFICIENCY	GLOBAL COUNTRY VISIBILITY	FORMAT PROFICIENCY	MOMENTUM	DIPLOMATIC CENTRALITY	LANGUAGE DIVERSITY	DIGITAL DIPLOMACY INDEX
1 United States	10	10	10	10	9.67	6.92	10	8.04	8.67	9.43
2 Russia ▼ -1	7.86	6.95	9.84	3.91	9.14	9.99	6.54	8	8.99	7.59
3 India	9.79	8.19	9.72	8.08	9.43	8.35	9.24	6.10	10	8.78
4 France	8.69	8.30	8.77	7.42	9.54	8.18	9.03	10	7.92	8.70
5 Canada ▲ +1	8.47	6.98	8.70	6.87	8.93	7.65	8.12	7.79	7.46	7.90

ادامه جدول ۳: سر و صدا به پا کردن (Vocalit)

Vocality 
Click to change the indicator

The Vocality indicator is based on the average daily number of tweets published by a country's diplomatic network.

	LEADER	FOREIGN MINISTRY	EMBASSIES	VOCALITY 
1 United States	836 tweets / month	251 tweets / month	1.41 K tweets / month	10
2 Russia	0 tweets / month	818 tweets / month	1.39 K tweets / month	9.84
3 India	293 tweets / month	100 tweets / month	1.61 K tweets / month	9.72
4 France	92 tweets / month	253 tweets / month	608 tweets / month	8.77
5 Canada	216 tweets / month	202 tweets / month	482 tweets / month	8.70

جدول ۴: کارایی پیام (Message Efficiency)

	DIPLOMATIC NETWORK REACH	DIPLOMATIC WEIGHT	VOCALITY	MESSAGE EFFICIENCY	GLOBAL COUNTRY VISIBILITY	FORMAT PROFICIENCY	MOMENTUM	DIPLOMATIC CENTRALITY	LANGUAGE DIVERSITY	DIGITAL DIPLOMACY INDEX
1 United States	10	10	10	10	9.67	6.92	10	8.04	8.67	9.43
2 Brazil	8.63	7.41	6.85	8.98	9.27	9.63	6.84	4.99	5.38	7.72
3 Turkey	9.24	7.66	8.26	8.48	9.23	6.84	8.91	3.48	7.20	7.96
4 India	9.79	8.19	9.72	8.08	9.43	8.35	9.24	6.10	10	8.78
5 Argentina	7.95	7.52	6.67	8.03	8.85	9.33	7.08	5.86	4.16	7.51


ادامه جدول ۴: کارایی پیام (Message Efficiency)

	LEADER	FOREIGN MINISTRY	EMBASSIES	MESSAGE EFFICIENCY ↕
1 United States	114 K likes & RTs	1.46 K likes & RTs	281 likes & RTs	10
2 Brazil	30.8 K likes & RTs	1.56 K likes & RTs	16.2 likes & RTs	8.98
3 Turkey	55.8 K likes & RTs	1.61 K likes & RTs	24 likes & RTs	8.48
4 India	33.8 K likes & RTs	2.12 K likes & RTs	48.6 likes & RTs	8.08
5 Argentina	16.3 K likes & RTs	956 likes & RTs	8.94 likes & RTs	8.03

جدول ۵: میزان پدیدار شدن جهانی (Global Country Visibility)


	DIPLOMATIC NETWORK REACH	DIPLOMATIC WEIGHT	VOCALITY	MESSAGE EFFICIENCY	GLOBAL COUNTRY VISIBILITY	FORMAT PROFICIENCY	MOMENTUM	DIPLOMATIC CENTRALITY	LANGUAGE DIVERSITY	DIGITAL DIPLOMACY INDEX
1 Japan <small>▼ -1</small>	8.07	8.63	8.52	7.69	10	6.46	7.59	6.12	7.92	7.88
2 China	6.93	8.19	8.46	3.77	9.79	8.34	6.20	4.88	8.32	7.02
3 United States	10	10	10	10	9.67	6.92	10	8.04	8.67	9.43
4 France	8.69	8.30	8.77	7.42	9.54	8.18	9.03	10	7.92	8.70
5 India	9.79	8.19	9.72	8.08	9.43	8.35	9.24	6.10	10	8.78

ادامه جدول ۵: میزان پدیدار شدن جهانی (Global Country Visibility)

Global Country Visibility 

The Global Country Visibility indicator is based on the total mentions of a country in worldwide Twitter conversations.

Click to change the indicator


	GLOBAL COUNTRY VISIBILITY 
1 Japan	10
2 China	9.79
3 United States	9.67
4 France	9.54
5 India	9.43

جدول ۶: کارایی قالب (Format proficiency)

Digital Diplomacy Index 

Click to change the indicator

The Digital Diplomacy Index (DDI) rates each G20 country's global online influence on a scale of 0 to 10. It is currently based on 9 key indicators based on data from Twitter and updated every day.

	DIPLOMATIC NETWORK REACH	DIPLOMATIC WEIGHT	VOCALITY	MESSAGE EFFICIENCY	GLOBAL COUNTRY VISIBILITY	FORMAT PROFICIENCY 	MOMENTUM	DIPLOMATIC CENTRALITY	LANGUAGE DIVERSITY	DIGITAL DIPLOMACY INDEX
1 South Korea	7.90	4.97	5.43	7.69	8.25	10	6.02	2.86	3.30	6.52
2 Russia  -1	7.86	6.95	9.84	3.91	9.14	9.99	6.54	8	8.99	7.59
3 Saudi Arabia	8.88	6.15	8.01	5.18	8.02	9.98	8.17	4.34	6.59	7.44
4 Brazil	8.63	7.41	6.85	8.98	9.27	9.63	6.84	4.99	5.38	7.72
5 Argentina	7.95	7.52	6.67	8.03	8.85	9.33	7.08	5.86	4.16	7.51

ادامه جدول ۶: کارایی قالب (Format proficiency)



Format Proficiency

Click to change the indicator

The Format proficiency indicator is based on the ratio of tweets containing visuals or videos in the total number of tweets published by a country's diplomatic network.

	LEADER	FOREIGN MINISTRY	EMBASSIES	FORMAT PROFICIENCY 
1 South Korea	75% videos & photos	100% videos & photos	0% videos & photos	10
2 Russia	0% videos & photos	96% videos & photos	88.3% videos & photos	9.99
3 Saudi Arabia	0% videos & photos	92.4% videos & photos	88.9% videos & photos	9.98
4 Brazil	78.2% videos & photos	94% videos & photos	91.4% videos & photos	9.63
5 Argentina	90.4% videos & photos	85.7% videos & photos	78.4% videos & photos	9.33

جدول ۷: شاخص حرکت (Momentum)

Digital Diplomacy Index 		The Digital Diplomacy Index (DDI) rates each G20 country's global online influence on a scale of 0 to 10. It is currently based on 9 key indicators based on data from Twitter and updated every day.									
Click to change the indicator		DIPLOMATIC NETWORK REACH	DIPLOMATIC WEIGHT	VOCALITY	MESSAGE EFFICIENCY	GLOBAL COUNTRY VISIBILITY	FORMAT PROFICIENCY	MOMENTUM 	DIPLOMATIC CENTRALITY	LANGUAGE DIVERSITY	DIGITAL DIPLOMACY INDEX
1	United States	10	10	10	10	9.67	6.92	10	8.04	8.67	9.43
2	India	9.79	8.19	9.72	8.08	9.43	8.35	9.24	6.10	10	8.78
3	France	8.69	8.30	8.77	7.42	9.54	8.18	9.03	10	7.92	8.70
4	Turkey	9.24	7.66	8.26	8.48	9.23	6.84	8.91	3.48	7.20	7.96
5	Indonesia	8.99	7.19	7.50	6.91	8.67	9.15	8.54	3.73	4.16	7.63

ادامه جدول ۷: شاخص حرکت (Momentum)

Momentum 
Click to change the indicator

The Momentum indicator is based on the total number of new followers gained by a country's diplomatic network over the last 30 days.


	LEADER	FOREIGN MINISTRY	EMBASSIES	MOMENTUM 
1 United States	1.72 M followers	46.7 K followers	24.3 K followers	10
2 India	563 K followers	23.1 K followers	15 K followers	9.24
3 France	398 K followers	24.8 K followers	18.3 K followers	9.03
4 Turkey	269 K followers	100 K followers	466 followers	8.91
5 Indonesia	214 K followers	4.29 K followers	381 followers	8.54

جدول ۸: مرکزیت دیپلماتیک (Diplomatic Centrality)

Digital Diplomacy Index 

Click to change the indicator

The Digital Diplomacy Index (DDI) rates each G20 country's global online influence on a scale of 0 to 10. It is currently based on 9 key indicators based on data from Twitter and updated every day.

	DIPLOMATIC NETWORK REACH	DIPLOMATIC WEIGHT	VOCALITY	MESSAGE EFFICIENCY	GLOBAL COUNTRY VISIBILITY	FORMAT PROFICIENCY	MOMENTUM	DIPLOMATIC CENTRALITY	LANGUAGE DIVERSITY	DIGITAL DIPLOMACY INDEX
1 France	8.69	8.30	8.77	7.42	9.54	8.18	9.03	10	7.92	8.70
2 United Kingdom	8.26	7.95	8.56	6.23	8.39	8.59	7.90	9.29	7.92	8.09
3 Germany	7.79	7.62	8.15	4.71	8.88	7.18	7.28	9.02	7.46	7.54
4 United States	10	10	10	10	9.67	6.92	10	8.04	8.67	9.43
5 Russia  -1	7.86	6.95	9.84	3.91	9.14	9.99	6.54	8	8.99	7.59

ادامه جدول ۸: مرکزیت دیپلماتیک (Diplomatic Centrality)

Diplomatic Centrality 

Click to change the indicator

The Diplomatic centrality indicator is based on the level of overlap between the followers of a country's diplomatic network and those of other G20 countries' diplomatic networks

	DIPLOMATIC CENTRALITY 
1 France	10
2 United Kingdom	9.29
3 Germany	9.02
4 United States	8.04
5 Russia	8

جدول 9: تنوع زبانی (Language Diversification)

Digital Diplomacy Index ▼

Click to change the indicator

The Digital Diplomacy Index (DDI) rates each G20 country's global online influence on a scale of 0 to 10. It is currently based on 9 key indicators based on data from Twitter and updated every day.

	DIPLOMATIC NETWORK REACH	DIPLOMATIC WEIGHT	VOCALITY	MESSAGE EFFICIENCY	GLOBAL COUNTRY VISIBILITY	FORMAT PROFICIENCY	MOMENTUM	DIPLOMATIC CENTRALITY	LANGUAGE DIVERSITY	DIGITAL DIPLOMACY INDEX
1 India	9.79	8.19	9.72	8.08	9.43	8.35	9.24	6.10	10	8.78
2 Russia ▼ -1	7.86	6.95	9.84	3.91	9.14	9.99	6.54	8	8.99	7.59
3 United States	10	10	10	10	9.67	6.92	10	8.04	8.67	9.43
4 China	6.93	8.19	8.46	3.77	9.79	8.34	6.20	4.88	8.32	7.02
5 France	8.69	8.30	8.77	7.42	9.54	8.18	9.03	10	7.92	8.70

ادامه جدول 9: تنوع زبانی (Language Diversification)

Language Diversification 

[Click to change the indicator](#)

The Language diversification indicator is based on the number of languages used by a country among the 13 main languages of G20 countries.

	LEADER	FOREIGN MINISTRY	EMBASSIES	LANGUAGE DIVERSIFICATION 
1 India	11 languages	2 languages	18 languages	10
2 Russia	0 languages	4 languages	18 languages	8.99
3 United States	7 languages	2 languages	14 languages	8.67
4 China	0 languages	0 languages	15 languages	8.32
5 United Kingdom	1 languages	1 languages	13 languages	7.92