

Parlemeter 2022

26,431 interviews | face-to-face*
12/10 - 07/11/2022

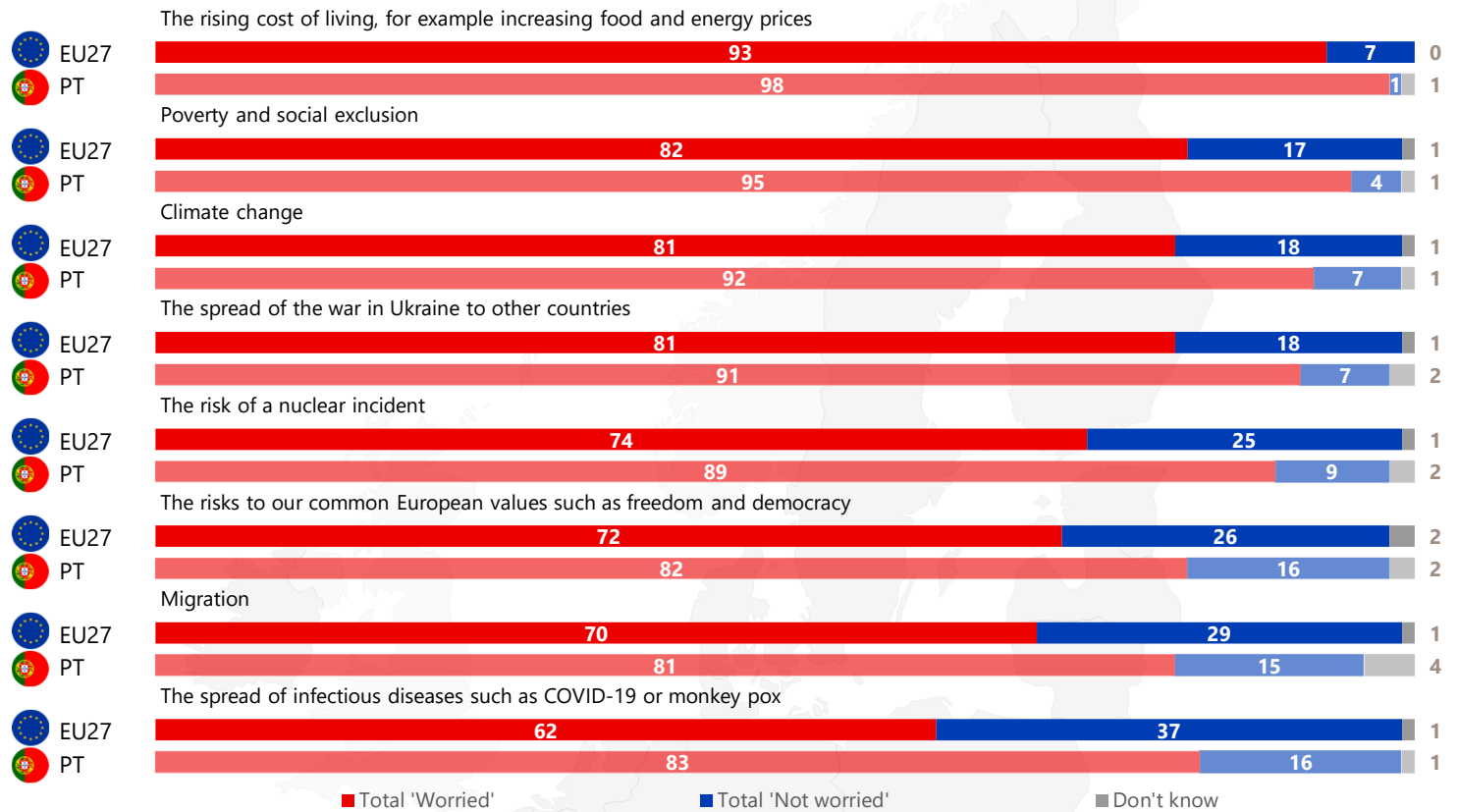
1,028 interviews | face-to-face
12/10 - 27/10/2022

*Including CAVI (Computer-assisted video interviewing)

Factsheet Portugal

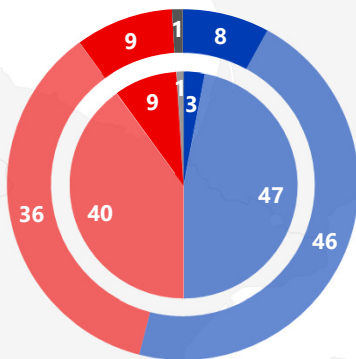
CHALLENGES AHEAD FOR EU CITIZENS

QA18. To what extent are you currently worried or not about each of the following issues for your life and those of your close ones?
(%)



THE COST OF LIVING

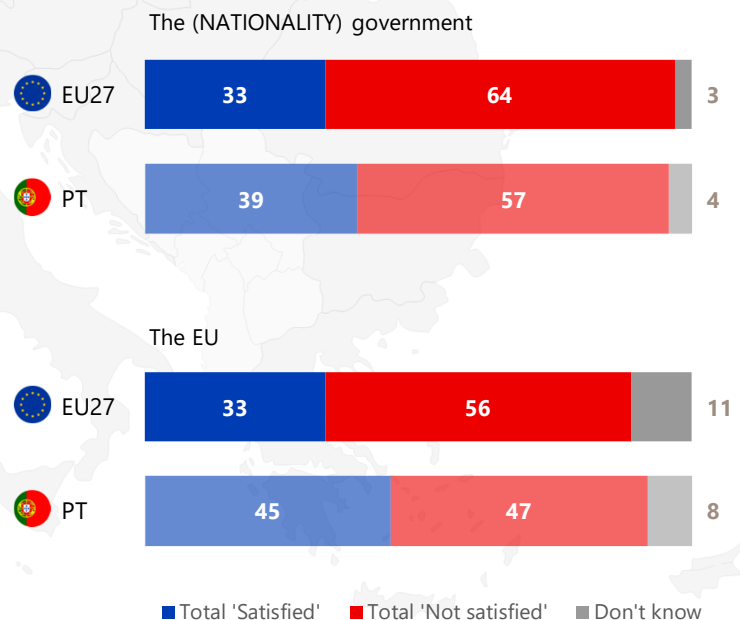
QA16. Thinking about your household's income, how would you describe your current situation?
(%)



EU27 Outer Pie PT Inner Pie

- Living very comfortably with your present income
- Living rather comfortably with your present income
- Living with some difficulties with your present income
- Living with a lot of difficulties with your present income
- Refusal (SPONTANEOUS)
- Don't know

QA19. How satisfied or not are you with the measures taken so far to tackle the rising cost of living (for example the rising food or energy prices) by ...?
(%)



Total 'Satisfied' Total 'Not satisfied' Don't know

Parlemeter 2022

26,431 interviews | face-to-face*
12/10 - 07/11/2022

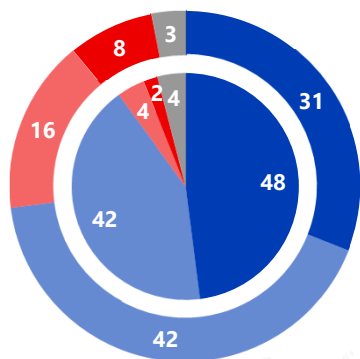
1,028 interviews | face-to-face
12/10 - 27/10/2022

*Including CAVI (Computer-assisted video interviewing)

Factsheet Portugal

THE WAR IN UKRAINE

QA14. Let's now think in more detail about the different actions taken by the European Union to support Ukraine since the start of the war, such as sanctions against the Russian government or financial, military or humanitarian support: do you approve or disapprove of these actions? (%)

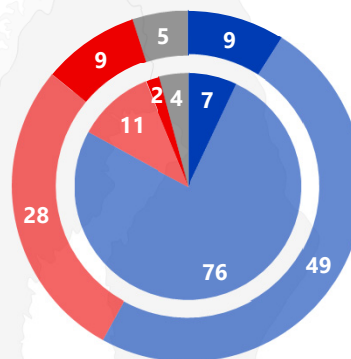


EU27 Outer Pie

PT Inner Pie

- Strongly approve
- Somewhat approve
- Somewhat disapprove
- Strongly disapprove
- Don't know / No answer

QA15. How satisfied or not are you with the cooperation between EU Member States in addressing the consequences of the war in Ukraine? (%)



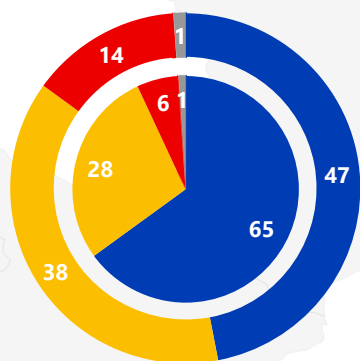
EU27 Outer Pie

PT Inner Pie

- Very satisfied
- Fairly satisfied
- Not very satisfied
- Not at all satisfied
- Don't know / No answer

IMAGE OF THE EU AND EP

D78. In general, does the EU conjure up for you a very positive, fairly positive, neutral, fairly negative or very negative image? (%)



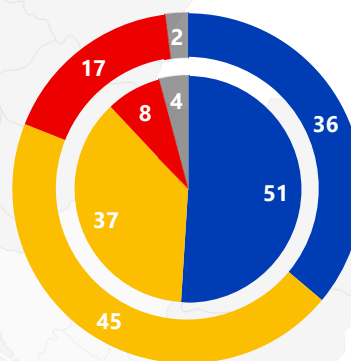
EU27 Outer Pie

PT Inner Pie

	EU27		PT	
	Oct/Nov 2022	Apr/May 2022	Oct/Nov 2022	Apr/May 2022
● Total 'Positive'	47	-5	65	-8
● Neutral	38	+2	28	+4
● Total 'Negative'	14	+2	6	+3
● Don't know	1	+1	1	+1

▲▼ Evolution: Oct/Nov 2022 (EB98.1) – Apr/May 2022 (EB97.3)

QA3. In general, do you have a very positive, fairly positive, neutral, fairly negative or very negative image of the European Parliament? (%)



EU27 Outer Pie

PT Inner Pie

	EU27		PT	
	Oct/Nov 2022	Apr/May 2022	Oct/Nov 2022	Apr/May 2022
● Total 'Positive'	36	-3	51	-6
● Neutral	45	+2	37	=
● Total 'Negative'	17	+1	8	+4
● Don't know	2	=	4	+2

▲▼ Evolution: Oct/Nov 2022 (EB98.1) – Apr/May 2022 (EB97.3)

Parlemeter 2022

26,431 interviews | face-to-face*
12/10 - 07/11/2022

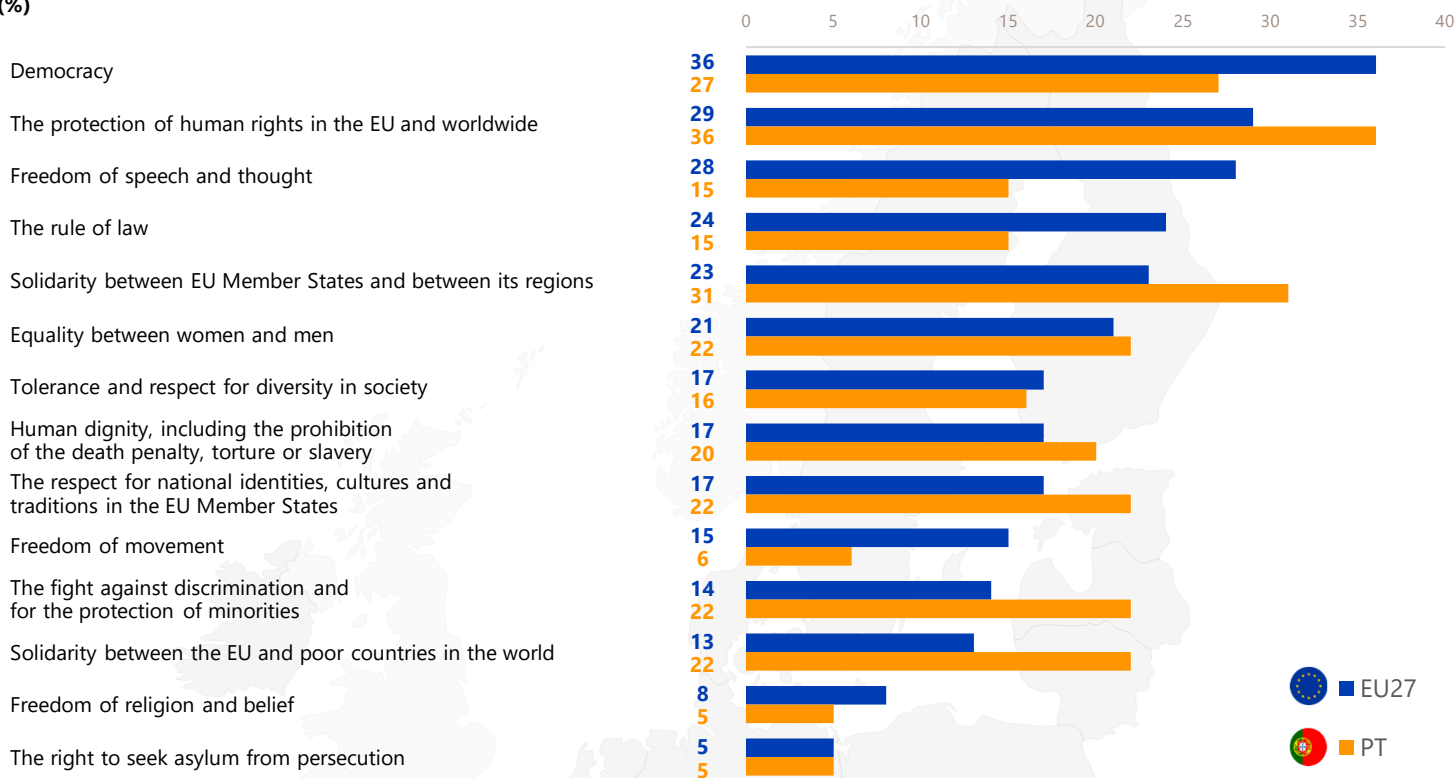
1,028 interviews | face-to-face
12/10 - 27/10/2022

*Including CAVI (Computer-assisted video interviewing)

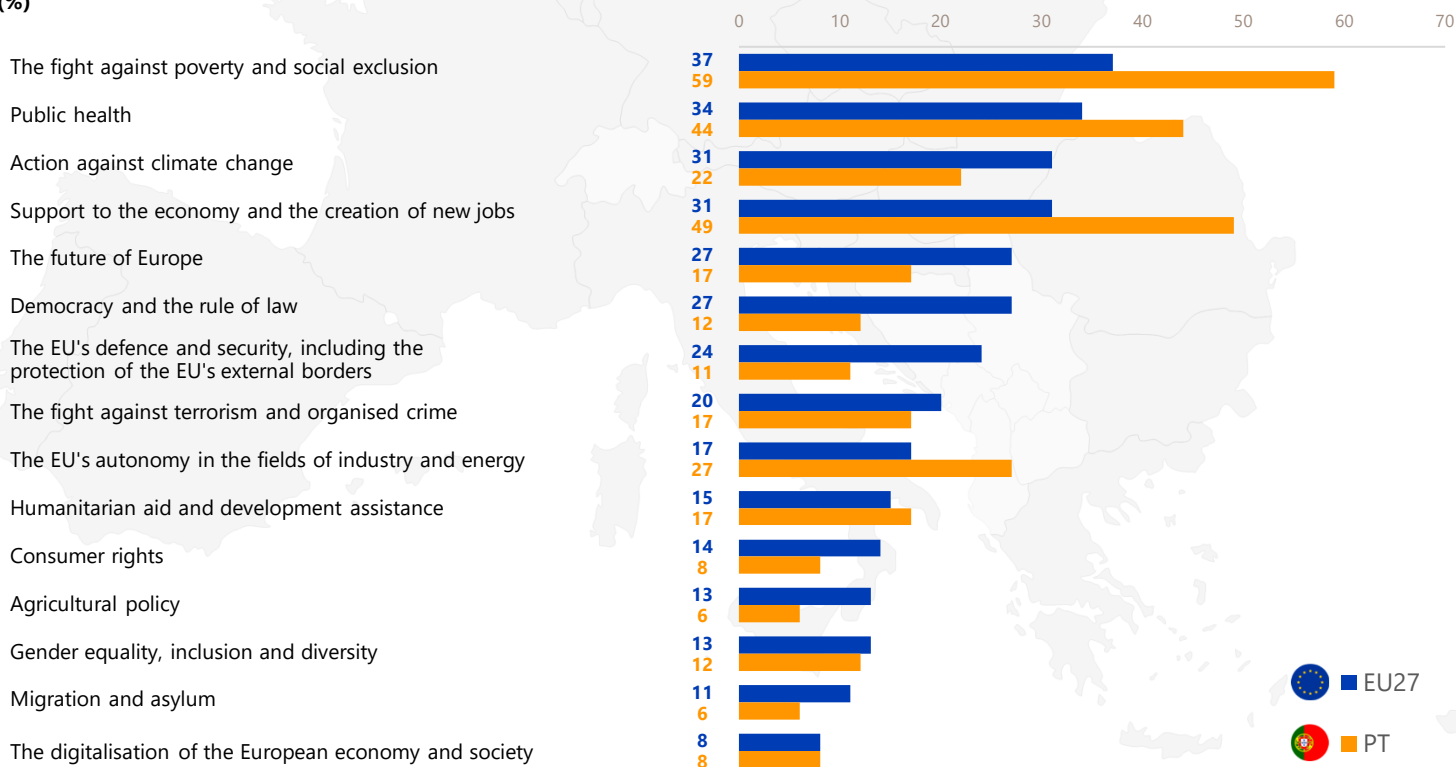
Factsheet Portugal

VALUES AND PRIORITIES FOR THE EUROPEAN PARLIAMENT

QA5ab. In your opinion, which of the following values should the European Parliament defend as a matter of priority? Firstly? And then? (MAX. 3 ANSWERS) (%)



QA6ab. Which of the following topics would you like to see addressed in priority by the European Parliament? Firstly? And then? (MAX. 4 ANSWERS) (%)



Parlemeter 2022

26,431 interviews | face-to-face*
12/10 - 07/11/2022

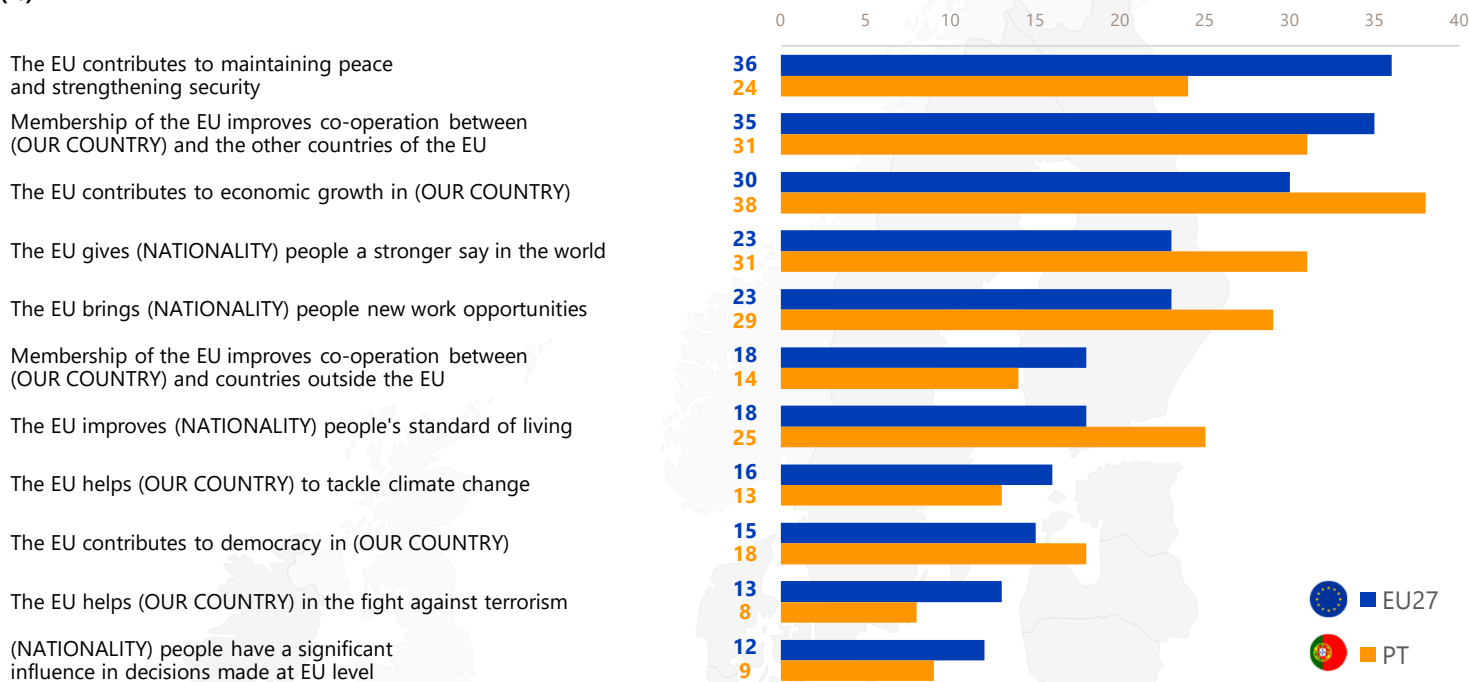
1,028 interviews | face-to-face
12/10 - 27/10/2022

*Including CAVI (Computer-assisted video interviewing)

Factsheet Portugal

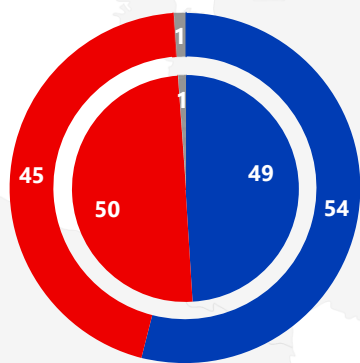
MEMBERSHIP OF THE EU

QA10ab. Regardless of whether you think (OUR COUNTRY) has benefited or not from being a member of the EU, which of the following are the main reasons why people think (OUR COUNTRY) has benefited from being a member of the EU? Firstly? And then? (MAX. 3 ANSWERS) (%)



EUROPEAN ELECTIONS 2024

QA21. The next European elections will be held in May 2024. How interested or not would you say you are in these elections? (%)



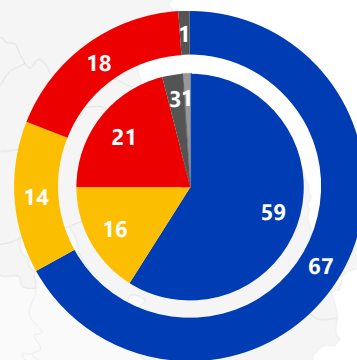
EU27 Outer Pie

PT Inner Pie

	EU27		PT	
	Oct/Nov 2022	Sep/Oct 2017	Oct/Nov 2022	Sep/Oct 2017
Total 'Interested'	54	-1	49	+9
Total 'Not interested'	45	+2	50	-8
Don't know	1	-1	1	-1

▲▼ Evolution: 2022 (EB98.1) – 2017 (EB88.1)

QA28. If the next European Parliament elections were to be held next week, how likely would you be to vote in these elections? Please use a scale from 1 to 10, where '1' means "not at all likely" and '10' means "very likely". (%)



EU27 Outer Pie

PT Inner Pie

	EU27		PT	
	Oct/Nov 2022	Apr/May 2022	Oct/Nov 2022	Apr/May 2022
Total 'Likely' (7-10)	67	-4	59	-5
Total 'Neutral' (5-6)	14	+1	16	+3
Total 'Not Likely' (1-4)	18	+4	21	+3
Not eligible to vote (SPONTANEOUS)	1	=	3	=
Prefer not to answer (SPONTANEOUS)	0	=	0	=
Don't know	0	-1	1	-1

▲▼ Evolution: Oct/Nov 2022 (EB98.1) – Apr/May 2022 (EB97.3)